



# Check Up Checklist

- ☐ Listen to my heart
- ☐ Take my temperature
- ☐ Check my height
- ☐ Check my weight
- ☐ Look in my eyes
- ☐ Look in my ears
- ☐ Look in my nose and mouth
- ☐ Check my blood pressure
- ☐ Check my reflexes
- ☐ I was VERY BRAVE!

My name is \_\_\_\_\_

I'm \_\_\_\_\_  
years old.



**Make an appointment  
for an all new check up!**



**Friday, September 26 at 9am/8c on**



©Disney J#6823





**Make an appointment  
for an all new check up!**

**Friday, September 26 at 9am/8c**



## Instructions For Doc McStuffins Stethoscope

1. Print out both pages.
2. Cut along the purple outline.\*
3. Piece the top of the stethoscope together with the bottom half

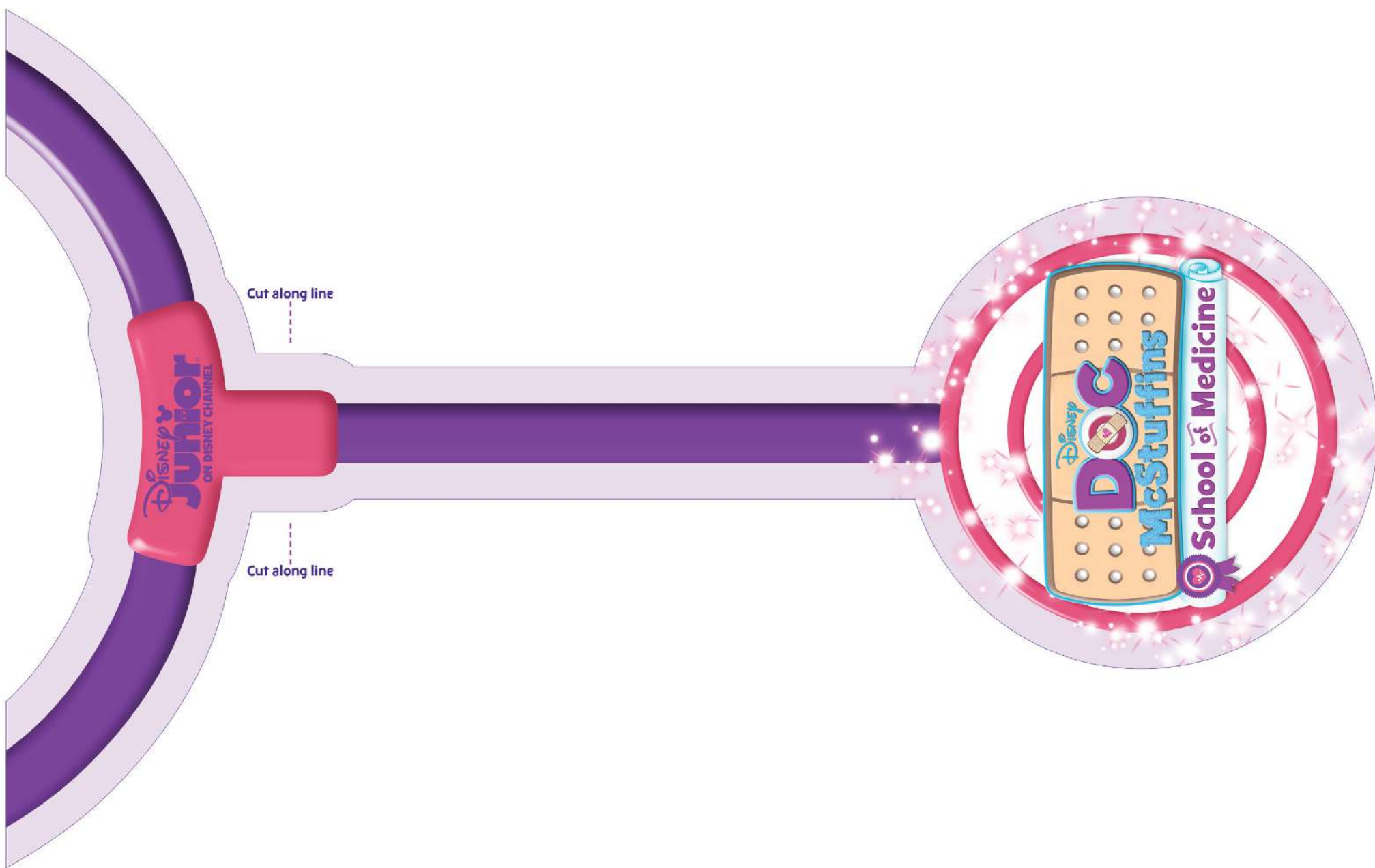
*Note: Cutting is intended for grown-ups only.\**



**1** Top Piece

----- Cut along line

**DisneyJunior.com**







# Mix Match Check Up!

Trace the dotted lines to help Doc match up her new specialties!



Make an appointment  
for an all new check up!

Friday, September 26 at 9am/8c on

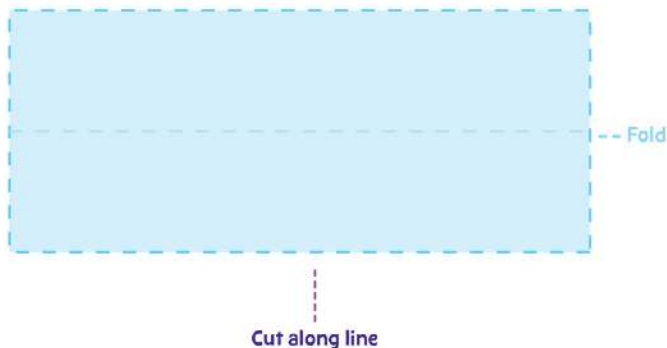






**Make an appointment  
for an all new check up!**

**Friday, September 26  
at 9am/8c on**



### Instructions for Paper Dolls

1. Print out pages 1 and 2 on heavy paper to help characters stand. Use regular paper to print out pages 3-5.
2. Cut\* out all images along the outer blue dotted line.
3. Cut\* slits on the character cutouts wherever there is a white dotted line.
4. Fold the character stands in half, along the dotted line. Then slip the folded piece through the slit on the character cutouts.
5. Help Doc get dressed by folding the paper doll tabs over Doc's shoulders.
6. For the accessories use a glue stick to adhere and position in place.

*Note: Cutting is intended for grown-ups only.\**

**DisneyJunior.com**



Cut along line



**Stuffy**

Cut\* slit



Cut along line




Cut along line



**Lambie**

Cut\* slit



Cut along line



Cut along line



**Hallie**

Cut\* slit



Cut along line





----- Cut along line



Cut along line -----



Cut along line

--- Fold back paper doll tabs ---  
to dress Doc

©Disney J#8823

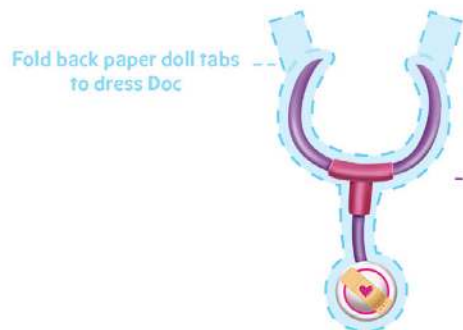


Cut along line

©Disney J#8823

## Doctor

## Doctor Scrubs



Fold back paper doll tabs  
to dress Doc

----- Cut along line



----- Cut along line



----- Cut along line



----- Cut along line



----- Cut along line



----- Cut along line




**Optometrist**



**Nutritionist**



**Dentist**







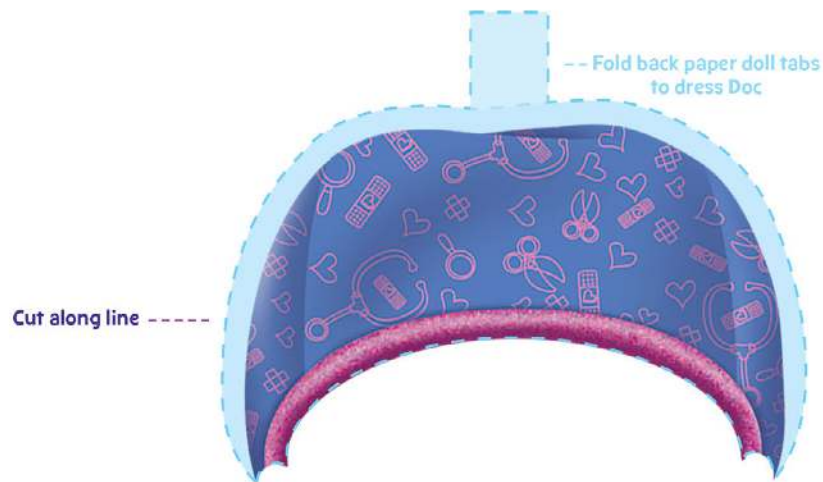
**Lab Tech**



**Surgeon**



**Bone Doctor**







**Make an appointment  
for an all new check up!**

**Friday, September 26  
at 9am/8c on**



### Instructions for Background

1. Print out pages 6 and 7.
2. Cut\* along the gray dotted line.
3. Align, overlap and tape together.

*Note: Cutting is intended for grown-ups only.\**



Piece 1

Piece 2

Overlap & Tape

Cut along line ---  
Piece 1





-- Cut  
along  
line  
Piece 2





























































Name: \_\_\_\_\_

# Doc's Daily Checklist!

So Much You Can Do To Take Care of YOU!

	Sun.	Mon.	Tues.	Wed.	Thurs.	Fri.	Sat.
 <b>Wash your hands</b>							
 <b>Brush your teeth</b>							
 <b>Get lots of rest</b>							
 <b>Move your body</b>							
 <b>Eat fruits and vegetables</b>							
 <b>Drink lots of water</b>							
							
							



**Make an appointment  
for an all new check up!**  
**Friday, September 26 at 9am/8c on**







# Certificate of Achievement

## GREAT JOB!

Dr. \_\_\_\_\_

Write Child's Name Here

**You've learned all the different ways  
Doc McStuffins keeps her toys  
happy and healthy. Now you're  
ready to give your toy a check up too!**

\_\_\_\_\_

Write Toy's Name Here

